



ROSSMOYNE SENIOR HIGH SCHOOL SCIENCE

Semester 2, Examination 2019

PHYSICS ATAR 12 Question/Answer Booklet

Student Number: In figures

--	--	--	--	--	--	--	--	--	--

In words

Time allowed for this paper

Reading time before commencing work: ten minutes

Working time for paper: three hours

Materials required/recommended for this paper

To be provided by the supervisor

This Question/Answer Booklet

To be provided by the candidate

Standard items: pens, pencils, eraser, correction fluid, ruler, highlighters

Special items: nil

Important note to candidates

No other items may be taken into the examination room. It is **your** responsibility to ensure that you do not have any unauthorised material. If you have any unauthorised material with you, hand it to the supervisor **before** reading any further.

Circle your Teacher's name: Mr. Holyoake , Mr. Patterson, Mrs. Shashikumar

Structure of this paper

Section	Number of questions available	Number of questions to be answered	Suggested working time (minutes)	Marks available	Percentage of exam
Section One: Short answer	13	13	50	54	30
Section Two: Extended answer	7	7	90	90	50
Section Three: Comprehension and data analysis	2	2	40	36	20
Total				180	100

Instructions to candidates

1. Answer the questions in the space provided.
2. You must be careful to confine your responses to the specific questions asked and to follow any instructions that are specific to a particular question.
3. Spare pages are included at the end of this booklet. They can be used for planning your responses and/or as additional space if required to continue an answer.
 - Planning: If you use the spare pages for planning, indicate this clearly at the top of the page.
 - Continuing an answer: If you need to use the space to continue an answer, indicate in the original answer space where the answer is continued, i.e. give the page number. Fill in the number of the question(s) that you are continuing to answer at the top of the page.
4. When calculating numerical answers, show your working or reasoning clearly. Give final answers to three significant figures and include appropriate units where applicable.

When estimating numerical answers, show your working or reasoning clearly. Give final answers to a maximum of two significant figures and include appropriate units where applicable.

Section One: Short response

30% (54 Marks)

This section has **thirteen (13)** questions. Answer **all** questions. Write your answers in the space provided. Suggested working time for this section is 50 minutes.

Question 1

(4 marks)

Mars has a mass of 6.39×10^{23} kg and has an orbital radius around the Sun of 228 million kilometres. Calculate the weakest gravitation force that can act between Earth and Mars, assuming both Earth and Mars have circular orbits.

Answer: _____ N

Question 2

(6 marks)

A photoemissive metal plate is used as the target sample in a photoelectric effect experiment. When 320 nm light is used, a 0.685 V stopping voltage is required. When 250 nm light is used, the stopping voltage is 1.77 V.

- (a) Explain why decreasing the wavelength of the light increases the stopping voltage. (3 marks)


- (b) Calculate the work function of the photoemissive metal plate.

(3 marks)

Answer: _____ eV

Question 3**(4 marks)**

A 30.0 g golf ball at a mini golf course approaches a small vertical loop obstacle at 3.45 m s^{-1} . The ball follows the track, completing the vertical loop.

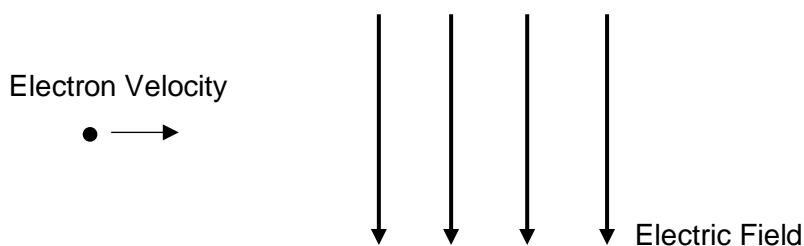


Calculate the magnitude of the reaction force applied to the ball by the track when the ball is at the top of the loop.

Answer: _____ N

Question 4**(4 marks)**

The diagram below shows an electron entering a uniform 2.00 N C^{-1} electric field. There is also a magnetic field in this region (not shown on the diagram).



The electron has a constant velocity of 8540 m s^{-1} while in the presence of the two fields. State the direction of the magnetic field and calculate its strength.

Direction: _____ Strength: _____ T

Question 5**(4 marks)**

Muons produced in a CERN experiment are travelling at $0.920c$ relative to the particle accelerator. They cover a 728 km distance as measured from the reference frame of the particle accelerator before hitting their intended target. Calculate the time the muons spend on their journey to the intended target from the reference frame of the muon.

Answer: _____ s

Question 6**(4 marks)**

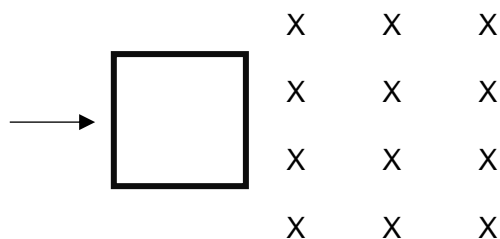
The following particle reaction is proposed by a PhD student while studying new, exotic particles of the standard model.

$$udb \rightarrow c\bar{c} + s\bar{u} + uud$$

Justify whether this reaction is possible based on baryon number and electric charge.

Question 7**(4 marks)**

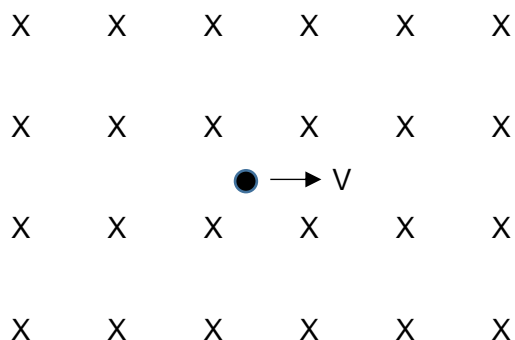
A square coil moves into a uniform 260 mT magnetic field which is aligned perpendicular to the area of the coil. A 0.650 V emf is induced in the coil as it enters the field at 4.75 m s^{-1} . For what amount of time does the coil have an induced emf?



Answer: _____ s

Question 8**(4 marks)**

A single charged sodium ion (Na^+) is moving at 1250 m s^{-1} within a 0.866 T magnetic field as shown below. The sodium ion has a $3.82 \times 10^{-26} \text{ kg}$ mass.



(a) Calculate the wavelength of the sodium ion.

(2 marks)

Answer: _____ m

(b) Calculate the radius of the ion's movement.

(2 marks)

Answer: _____ m

Question 9

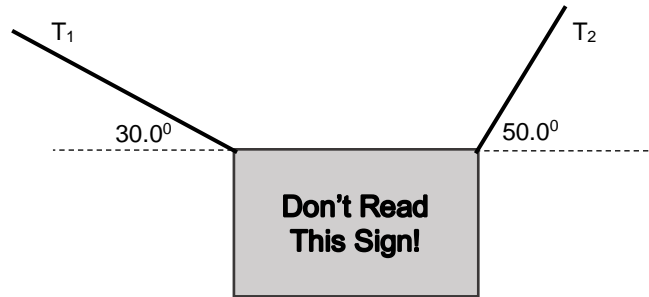
(4 marks)

Describe how an operating coloured LED and a voltmeter could be used to estimate Planck's constant. Include the measurements or data that would need to be obtained and any calculations required.

Question 10

(4 marks)

A 25.0 kg sign is hung by connecting two wires of negligible mass, as shown in the diagram below.



Calculate the tensions T_1 and T_2 by use of a vector diagram.

T_1 : _____ N T_2 : _____ N

Question 11

(4 marks)

An induction hotplate first converts the 50.0 Hz electrical supply, common to households in Australia, into a new frequency. By referring to physical principles, explain the benefit of the frequency change and whether the frequency is increased or decreased.

Question 12

(4 marks)

The redshift of light from galaxies not our own is supporting evidence of the Big Bang Theory. Describe what causes the increasing amount of redshift of light from galaxies further away and also describe why **only** nearby galaxies may have blue shifted light.

Question 13**(4 marks)**

A motorbike is using a 16.0° banked curve to assist with making a turn with a 35.0 m radius at 60.0 km h^{-1} . While the road supplies a normal force of 1280 N, the wheels of the motorbike supply an additional 185 N frictional force, down the slope, to assist with making the corner. Calculate the centripetal force acting on the motorbike.

Answer: _____ N


End of Section One

Section Two: Problem-solving**50% (90 Marks)**

This section has **seven (7)** questions. You must answer **all** questions. Write your answers in the space provided. Suggested working time for this section is 90 minutes.

Question 14**(14 marks)**

Consider the energy level diagram below, with a single electron in the ground state.



- (a) Calculate how much energy is required to move from the ground state to the n=2 energy level. (1 mark)

Answer: _____ eV

- (b) On the energy level diagram, draw all the possible transitions an electron can make as it changes from the n=4 level to the n=2 level. (1 mark)
- (c) Calculate the largest wavelength of all possible photons produced as an electron makes a transition between n=4 and n=2. (4 marks)

Answer: _____ m

Question 15 (continued)**(13 marks)**

- (b) Calculate the maximum flux that can be encased by the generator coils. (2 marks)

Answer: _____ Wb

- (c) Calculate the rms voltage output by the generator, when the transformer has a 1:53 turns ratio and an output voltage of 2.36 V. (2 marks)

Answer: _____ V

- (d) Calculate the frequency of the rotation of the generator coils. If you could not obtain an answer to part (c), you may use a value of 4.00×10^{-2} V. (4 marks)

Answer: _____ Hz

Question 16**(12 marks)**

Claire is standing on Earth. She observes Jim passing by in a spaceship at $0.60c$. Jim observes the spaceship to be 18.0 m long. Jim is playing hyperspace pong where he hits a ball towards the front of the spaceship from the back at $0.40c$ (according to Jim). The ball has a rest mass of 0.500 kg .

- (a) What time does Jim observe the ball take to reach the front of the spaceship?
(2 marks)

Answer: _____ s

- (b) As the ball completes the journey towards the front of the spaceship, does Jim observe the proper length of the ball's journey or the proper time for the ball's journey or both? Justify your choice.

(2 marks)

- (c) How long is the spaceship as measured by Claire?

(2 marks)

Answer: _____ m

Question 16 (continued)

- (d) What is the velocity of the ball as measured by Claire? Give your answer as a fraction of the speed of light. (2 marks)

Answer: _____ c

- (e) Calculate the energy of the ball as measured by Jim. (2 marks)

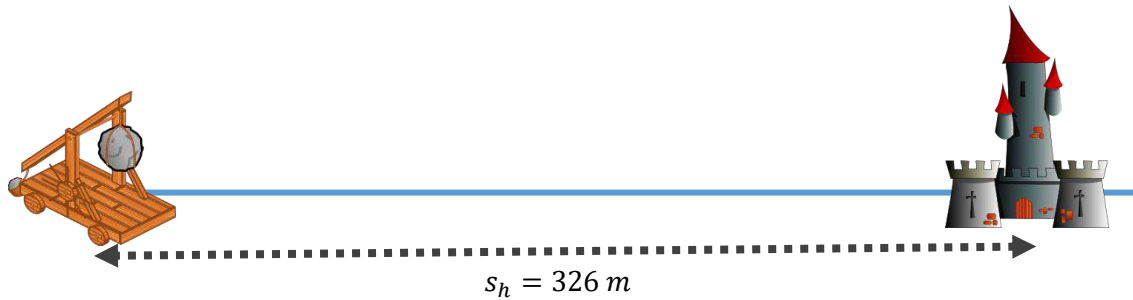
Answer: _____ J

- (f) Calculate the momentum of the ball as measured by Claire. (2 marks)

Answer: _____ kg m s^{-1}

Question 17**(12 marks)**

A trebuchet is a siege weapon that flings boulders from a great distance. Consider the arrangement of a trebuchet and a castle shown below.



(a) The boulder lands at the same height it was launched from, was fired at 45.0° above the horizontal and was airborne for 8.16 s. Complete the following questions:

- i. Calculate the launch velocity of the boulder. (3 marks)

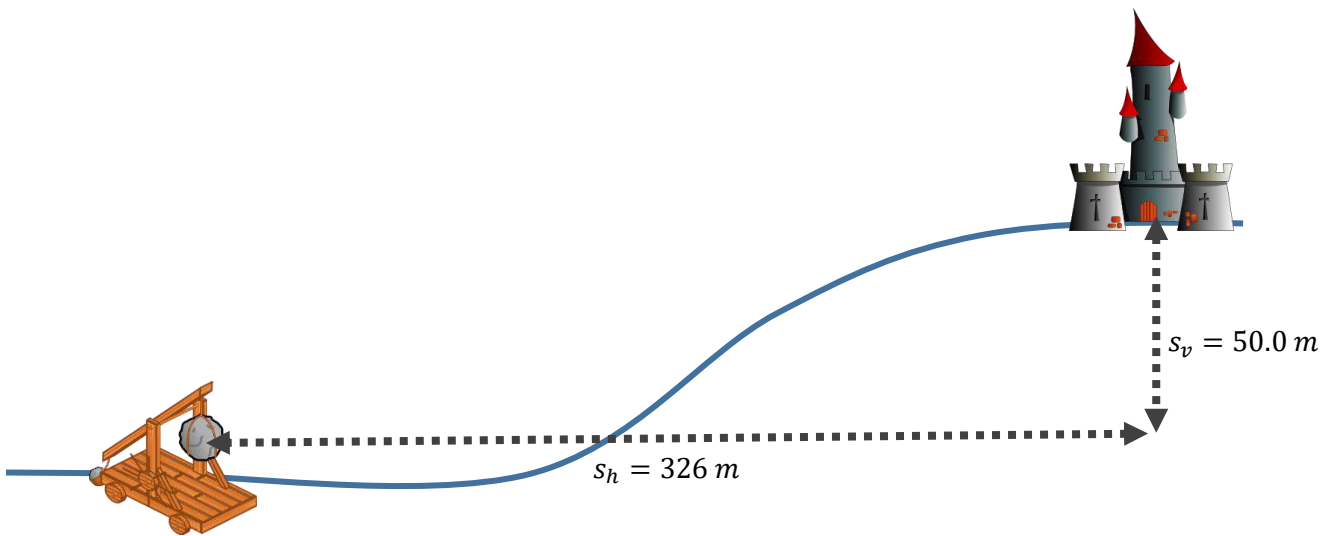
Answer: _____ m s^{-1}

- ii. Calculate the maximum height the boulder achieved above its launch point. (3 marks)

Answer: _____ m s^{-1}

Question 17 (continued)

Medieval castles were often built at higher elevations to give an advantage to those under siege.



- (b) A launched boulder is in the air for 4.80 s. The distances, s_h and s_v above indicate how far the boulder travelled to hit the castle. Determine both the speed and angle above the horizon the boulder was launched at. You may make use of the trigonometric identity

$$\tan\theta = \frac{\sin\theta}{\cos\theta} \text{ and air resistance can be ignored.}$$

(6 marks)

Speed: _____ m s⁻¹ Angle: _____ °

Question 18**(10 marks)**

Transmission of radio waves by an antenna is intrinsically polarised. An AC voltage is supplied to the antenna which generates the radio waves, with a polarisation matching the orientation of the conducting metal of the antenna. Receiving antennae, like those on the roofs of most homes, must have the same orientation to receive a strong signal – the wrong orientation won't pick up the radio wave.

Each television network sends out a channel's picture and sound data via radio waves. A television has electronic components that can isolate the data from a single frequency of radio wave. Each television station has **one** frequency they transmit at.

- (a) Describe how an AC voltage applied to a conductor can produce electromagnetic waves. Describe why an equivalent DC voltage could not. (3 marks)

- (b) What is polarised light? (1 mark)

- (c) Some satellite television networks will transmit two different channels over the same frequency. To achieve this, both the television network transmission antenna and the household receiving antenna must have a conductor with a horizontal orientation and another with a vertical orientation

- (i) By referring to physical behaviour of waves, describe why it would generally be an issue if a frequency of radio wave had more than a single channel broadcast on it. (3 marks)

Question 18 (continued)

- (ii) Explain how two channels of a satellite television network can be on the same frequency without the issue of part (i) being a concern. (3 marks)

Question 19**(11 marks)**

The Large Hadron Collider is the largest synchrotron in the world, with a total circumference of 26.7 km. While capable of accelerating protons up to 6.50 TeV, first operations in 2013 were run at the relatively lower 3.50 TeV. The Large Hadron Collider has multiple stages of particle accelerators, starting with a simple linear accelerator and eventually confining the proton beam in the main ring. Very powerful, expensive magnets, powered and cooled to near absolute zero are required to confine the beam.

- (a) Describe how a magnetic field can help keep protons confined within the ring of a synchrotron. (3 marks)

- (b) Explain why the protons in the Large Hadron Collider must first be accelerated in a straight line, with a linear accelerator, rather than starting in a ring like in the synchrotron. (2 marks)

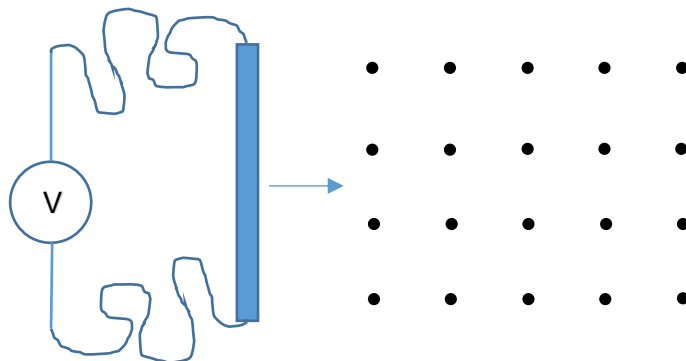
Question 19 (continued)

(c) What percentage of the energy of the proton beam used in 2013 is due to the rest mass of the proton? (3 marks)

(d) Explain a benefit of making the confinement ring so large. (3 marks)

Question 20**(18 marks)**

A pair of students entering a STEM competition proposed a method of determining the magnetic flux density of a uniform magnetic field. The students took a 30.0 cm long, straight conductor and attached either end to a voltmeter. The conductor was pushed into a uniform field while the voltmeter remained in place.



(a) Explain why a voltage is measured as the conductor moves through the field.

(2 marks)

The velocity of the conductor was carefully controlled just prior to the conductor entering the field and the accompanying voltmeter reading was recorded over multiple trials. The students estimated their velocity measurements had a $\pm 10\%$ uncertainty while the voltage measurements had negligible uncertainty.


Velocity (m s^{-1})	Velocity Uncertainty (m s^{-1})	Voltage (mV)
1.00	± 0.1	75
1.50		110
2.00		150
3.00		240
4.00		350

(b) Complete the table by adding the absolute uncertainty of the velocity measurements.

(2 marks)

Question 20 (continued)

- (c) Produce a graph, using the grid provided on the next page, to show the relationship between the voltage and the velocity. The velocity needs to be placed on the horizontal axis. Include error bars and a line of best fit. (5 marks)



- (d) Calculate the gradient of the line of best fit. (2 marks)

Answer: _____ T m

- (e) Using the gradient and any other necessary data, calculate the magnetic flux density of the uniform field. (2 marks)

Answer: _____ T

- (f) The students found that the voltage reading decreased the longer the bar was moving through the field – so the students recorded the voltage when the conductor was in the middle of the uniform field.
- (i) In addition to air resistance and friction, explain the other cause of the change in the voltage reading. (2 marks)
- (ii) If the students had instead taken the voltage measurement soon after the conductor entered the field, how would their determination of the flux density differ from the result calculated part (e)? Justify your response. (3 marks)

End of Section 2

This page has been left blank intentionally

Section Three: Comprehension 20% (36 Marks)

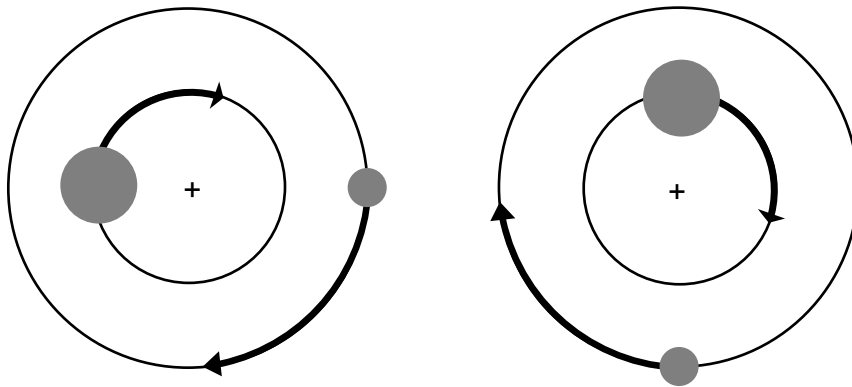
This section contains **two (2)** questions. You must answer both questions. Write your answers in the spaces provided. Suggested working time for this section is 40 minutes.

Question 21

(18 marks)

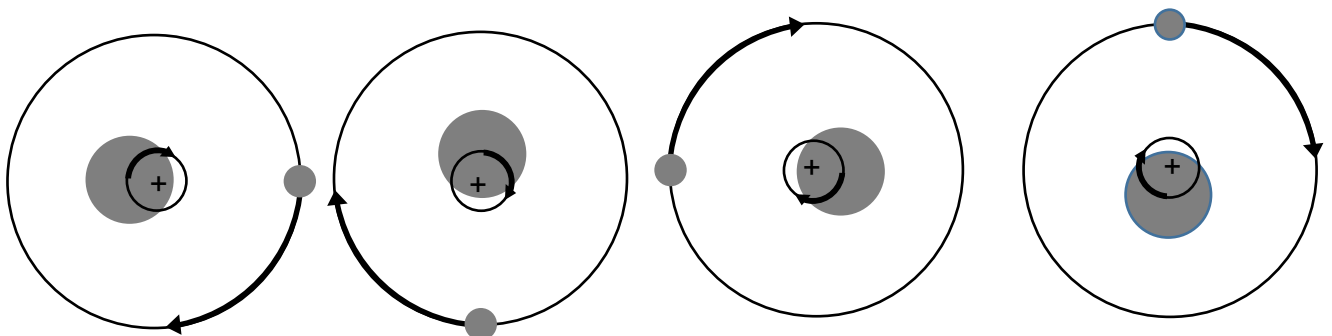
The barycentre – the true centre of a circular orbit

Physics Unit 3 covers uniform circular motion due to gravitational forces acting on a satellite. The analysis of these problems is simplified by assuming the orbital radius is the distance between the centre of mass of the two bodies (e.g. Earth and Moon). However, consider this – as the Earth pulls on the Moon to give the Moon its centripetal force, the Moon also pulls on the Earth. Wouldn't the Earth then begin to accelerate towards the Moon? In truth, it does. When any two celestial objects orbit each other, they orbit around a common central point, called the barycentre.



The two-body system diagrams above show that as the two bodies orbit the barycentre, their centres of mass are always radially opposite each other – each body has the same orbital period. Each body applies a gravitational force on the other, pulling it towards the barycentre. The bigger mass is always closer to the barycentre than the smaller mass.

Since the Earth is much more massive than the Moon, the barycentre is inside of the Earth. This causes the Moon to orbit around the Earth, while the Earth appears to “wobble”, as shown in the diagrams below. The Earth is still in a state of uniform circular motion about the barycentre and can be analysed as such.



For these two-body system, the barycentre can be calculated from knowledge of the masses and total distance separating the two bodies:

$$r_1 = \frac{d}{1 + \frac{m_1}{m_2}}$$

m_1 and m_2 are the masses of body 1 and body 2

r_1 is the distance from the centre of m_1 to the barycentre

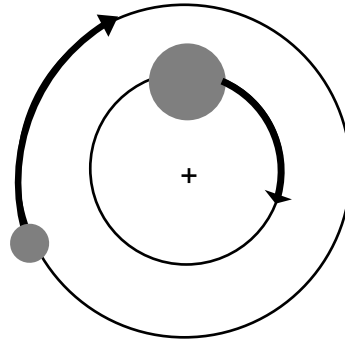
d is the separation of the centre of masses of m_1 and m_2

(a) Discuss whether the following statements are physically sound for a two-body system consisting of the Earth and Moon:

- (i) "Both the Earth and the Moon experience the same magnitude of gravitational force". (3 marks)

- (ii) "Both the Earth and Moon experience the same magnitude of centripetal acceleration." (3 marks)

- (b) By drawing gravitational forces for the two-body system shown below, explain why it is **not** possible to have the bodies in the position shown in the diagram. (3 mark)



- (c) Calculate the distance from the centre of the Earth to the barycentre of the Earth Moon system. (2 marks)

Answer: _____ m

- (d) Knowledge of the barycentre location allows the speed at which the Earth is orbiting the barycentre to be determined.
- (i) Show that the velocity of the Earth with respect to the barycentre of the Earth-Moon system is $v = \sqrt{\frac{Gm_{moon}r_1}{d^2}}$. (2 marks)

- (ii) Hence, calculate the velocity of the Earth around the barycentre of the Earth-Moon system. If you could not obtain an answer to part (c), you may use 4.60×10^6 m. (2 marks)

Answer: _____ m s⁻¹

- (e) Prove that if the two-body system is made of two bodies of identical mass, the barycentre is exactly equidistant from each body. (3 marks)

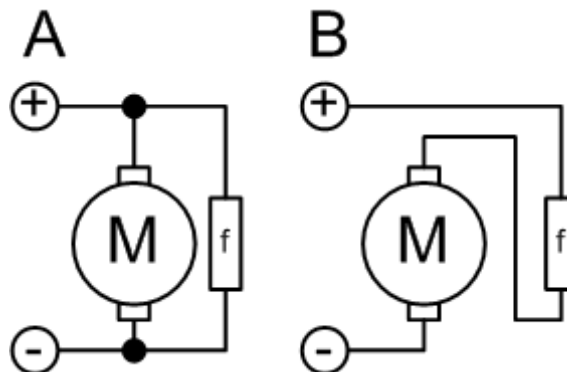
Question 22**(18 marks)***Brushed and Brushless DC Electric Motors*

In this course you were introduced to the DC electric motor. An emf source drives a current through an armature coil, in the presence of a magnetic field, which produces a torque. Brushes and a commutator are used to ensure the direction of rotation is maintained. The motor then produces mechanical energy which is transferred to a load (the thing that we want to spin). This motor design was first used over 100 years ago but there are now many variations of motors, each with their own advantages and disadvantages.

The motor you are most familiar with from this course is referred to as a brushed DC motor. It is powered by a DC emf source and, as mentioned before, requires brushes and a commutator to operate. These motors are still used today. The smallest examples are found in toy cars and battery-operated fans. Being so small, a permanent magnet suffices to create the magnetic field required.



Larger brushed DC motors are used in printing presses. The size of these motors makes using a permanent magnet impractical. An electromagnet is used to produce the magnetic field, which can be powered by the same emf source that drives the current through the armature coil. These electromagnets are referred to as field coils – as in the coils in a motor responsible for producing the magnetic field. There are two methods by which the emf source can be connected to both the armature coils and field coils. Diagram A below is for a shunt wound DC motor and Diagram B is a series wound DC motor.



A: Shunt wound

B: Series wound

M is the armature coil, f is the field coil


A shunt wound design has the field coils in parallel with the armature coils. Both coils receive the same voltage from the emf source. When electric voltage is supplied to the shunt DC motor, due to high resistance of the shunt winding, it draws very low current. The higher number of turns of the field coil helps in generating a strong magnetic field. The armature draws a high current, thus needs thicker wires. A shunt DC motor is naturally excellent at controlling its speed. As the armature coil rotates, it generates a back emf which limits the current in the armature which also limits the torque at high speeds. When a load is attached, this reduces the rotational speed of the motor initially, but this also reduces the back emf which results in more torque that speeds the motor back up. To change the operating speed of the motor, a rheostat (variable resistor) is placed in the field coil branch - increasing the resistance here results in a decrease in field strength which speeds the motor up.

A series wound DC motor has the field coils in series with the armature coils. At all times the current in both coils will be the same. As the current is the same in both armature and field coils, and the field in a coil is proportional to the current, the torque produced is proportional to the square of the current. When first started the current through the coils is limited only by the internal resistance of the wires. So the field coils are very thick but are few in number. This can produce very large starting torques but often puts the wires at risk of overheating. An additional resistor is added during motor startup which is gradually removed as the motor picks up speed. When a load is added this slows down the motor. This reduces the back emf from the armature, resulting in a larger current. Since this current also flows through the field coils, there is an increase in magnetic flux which actually increases the back emf – so overall the net effect is that the motor will slow down whenever a load is added to it. Having large initial torque and dropping in speed as a load is added makes series DC motors ideal as starter motors, like those used in cars. A petrol-based motor in a car cannot start itself – it needs to be given a “push” by a starter motor to get things going.

Regardless whether shunt or series, when both motors are designed with brushes and commutators they suffer the same disadvantage – the relatively high wear and tear of these components. There was no avoiding this until the 1970s when semiconductor technology was developed. In a brushless DC motor, there are no brushes to achieve the necessary reversal of current/magnetic field. Electrical transistors (the semiconductor technology) perform the reversal instead.

In a brushed motor the rotor (rotating part) is the armature coil and the stator (stationary part) is the permanent magnet or field coils. A brushless motor reverses these roles. The armature coils remain stationary in the centre while a permanent magnet rotates around the outside. This reduces the inconvenience of designing a method to drive a current through a rotating armature without tangling the wires.

As the rotor rotates it triggers the transistor switches which rapidly change the direction of the current in the armature windings. Maximum speed is still reached when the back emf of the armature equals the supplied emf but speed can easily be controlled by adjusting the supplied voltage. This motor is also quieter than the brushed types because most of the noise of a motor comes from the rotation and grinding of the commutator against the brushes.



This motor is also quieter than the brushed types because most of the noise of a motor comes from the rotation and grinding of the commutator against the brushes.

-
- (a) State the defining components of a DC brushed motor and one place where these motors are used. (2 marks)
- (b) State the name of the conductor windings used as an electromagnet in a large motor. (1 mark)
- (c) Compare the difference in the construction of a shunt wound motor and a series wound motor. (2 marks)
- (d) Explain why the components in a brushed motor have high wear and tear. (2 marks)


- (e) Explain, referring to physical principles, why increasing the resistance in the field coils of a shunt wound motor results in:
- (i) A decrease in the magnetic field strength. (2 marks)
- (ii) An increase in the speed of the motor. (4 marks)
- (f) By referring to formulae in the Formulae and Data Booklet and physical principles, show why torque of a series wound motor is proportional to the square of the current supplied, as suggested by the article. (Note: you are **not** required to derive a new formula) (3 marks)

- (g) Describe how a brushless motor overcomes the biggest disadvantage shared by all brushed motors. (2 marks)

End of Questions

Additional working space

Spare grid for graph



End of examination

Acknowledgements

Question 17

Trebuchet Diagram

CC0 Public Domain

<https://openclipart.org/detail/48559/trebuchet>

Castle Diagram

CC0 Public Domain

<https://openclipart.org/detail/24916/castle>

Question 22

Small DC motor image

User Jfer91

CC BY SA 3.0

https://en.wikipedia.org/wiki/Brushed_DC_electric_motor#/media/File:Motor_internals.JPG

Question 22

Field and motor windings image

User Haade

CC BY SA 3.0

https://en.wikipedia.org/wiki/Brushed_DC_electric_motor#/media/File:Serie_Shunt_Coumpound.png

Question 22

Brushless motor

User Sebastian Koppehel

CC BY SA 3.0

https://en.wikipedia.org/wiki/Brushless_DC_electric_motor#/media/File:Floppy_drive_spindle_motor_open.jpg

Section	Questions	Marks Available	Your Mark	Section Total	Section as % of Exam
1	1 (MS)	4		/54	
	2	6			
	3	4			
	4	4			
	5	4			
	6	4			
	7	4			
	8	4			
	9 (DP)	4			
	10	4			
	11	4			
	12	4			
	13	4			
	2	14	14		
15		13			
16		12			
17		12			
18 (SH)		10			
19		11			
20		18			
3	21	18		/36	
	22	18			

Total %

(3SF)